



prifora

## your private community

### Introduction

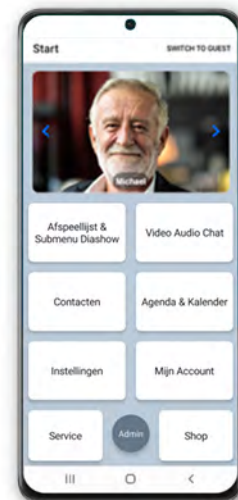
This hardware and software application has been developed to enable and organize an easy contact network for elderly people - mostly dependent on private and/or professional care support. The available functions are easy to operate with large buttons and can be used in a step-by-step menu. A Home station is used as the basis, in combination with a mobile app suitable for any smartphone.

A network of contacts can consist of family and relatives, but also of volunteers, carers and healthcare professionals. All those involved benefit from the proper functioning of the private social contacts network.

### Home station



### Mobile app



### Secure environment with privacy and data protection guaranteed

PRIFORA operates in a fully secured environment, without access by any third parties. Profile information, sent messages, photos and videos, etc. remain within the private network and are only accessible to the user of the Home station and the guests connected via the mobile app. Personal information and usage data are not shared or sold.

## The contact network

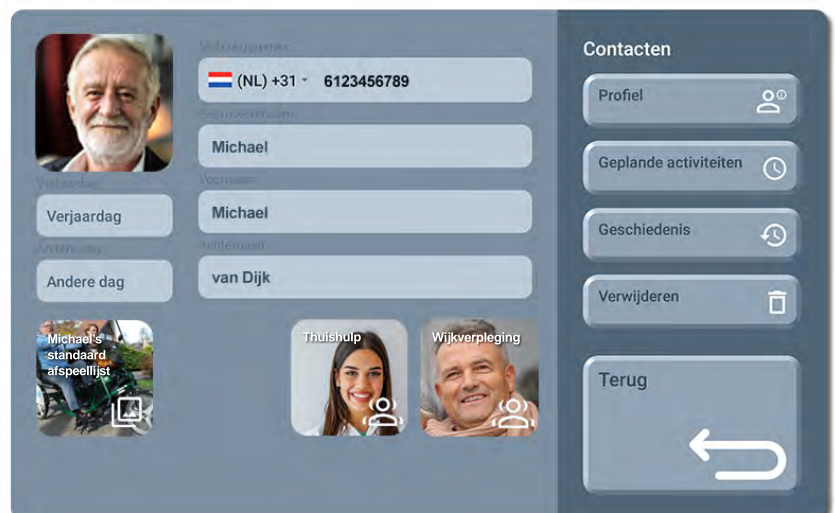


PRIFORA makes it easy to organize contacts in a private social network:


- Family and friends, volunteers and relatives, private and professional caregivers, can be added to the contacts network
- After being invited, the contacts will be connected as guests to the Home station via the PRIFORA mobile app.
- Groups can easily be made within the network: useful for the mutual communication, sharing data and scheduling activities within the group
- Within the network, an administrator can be assigned to have access to the Home station and who can manage the application, the Web app and the mobile app.

A contact or group can be managed on a profile page

- Easy to add data and to add a profile picture of each contact or group
- Earlier activities with a contact or group can be seen In History
- Also planned activities can be seen here



## Start menu



- The various submenus can be selected from the home page. The most important for daily use are: Video Audio Chat, Contacts, Calendar & Calendar and Slideshow.
- Also clock and weather are displayed on the home page. A second location with local time and weather can be added.
- The Call Now option offers the possibility of direct contact (making a video call) with a selected caregiver care or social worker

- A running slideshow with photos and videos can be easily interrupted by simply touching the screen. The home page will then automatically be shown.
- When new photo's and videos or messages are received, it will be shown on the screen during a slideshow and on the home page.





## Communication tools




The Video Audio Chat menu makes it easy to connect to your contacts:

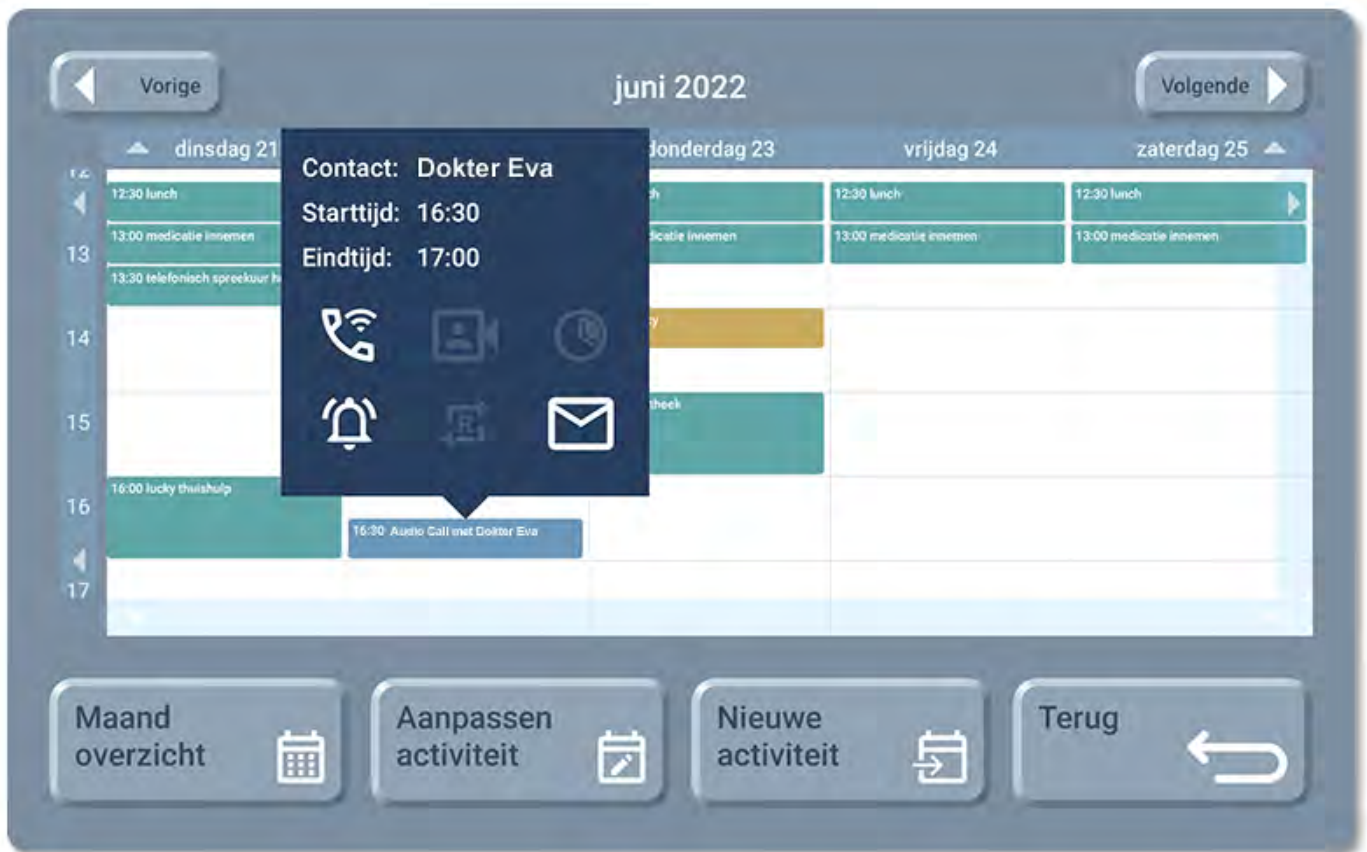
- Choose a Video or Audio Call or Chat conversation
- Select a person or a group from the overview
- Choose the Connect button and the contact will be made!

Additional useful functions for Video and Audio calls:

- “Scheduled Calls” from the Calendar can be instantly started
- Video and Audio calls can be recorded and played back



## Agenda of appointments.

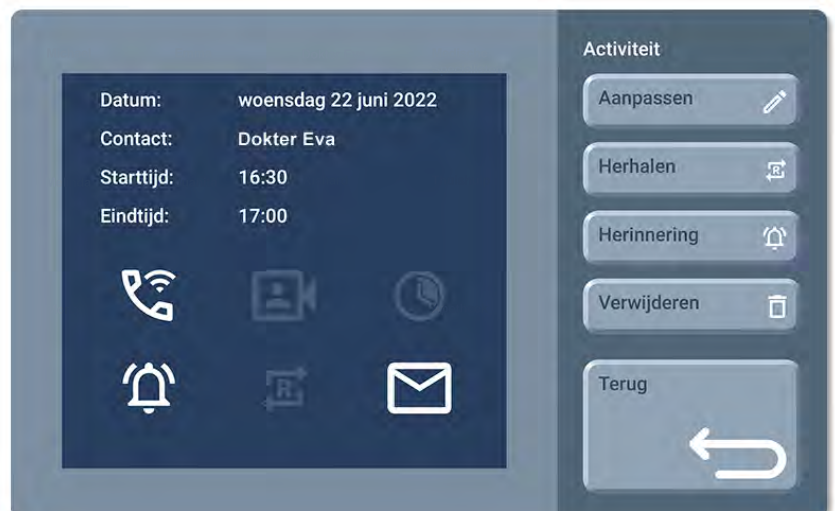


Appointments can be made in the Agenda & Calendar menu:

- Activities can be scheduled both inside and outside the network
- Activities can also be created for groups within the network
- Next too scheduling video and audio calls, other activities can be scheduled
- Entering activities is easy, as well as editing or deleting them

Additional useful features for planned activities:

- Contacts and groups within the network will receive an invitation
- Repetition of activities can be easily entered
- Appointment reminder notifications can be set





## Play Slideshows



After selecting 1 or more playlists, a slideshow (with photos and videos combined) can be started

- A separate playlist is automatically created for each guest sending their photos and videos
- When starting a slideshow, the content is shown full screen
- New received photos and videos will be announced on the screen

Useful additional features for slideshow and playlists:

- Playlists can be shared with other guests and a group
- Displaying photo's or videos can also be done manually, e.g. playback from a video
- Playlists for a slideshow can start and end at pre-selected times
- Multiple tools are available to edit playlists, change display features, create new ones, etc.

